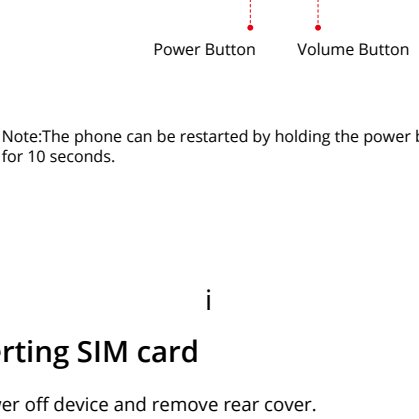


HOT NOTE USER GUIDE

Getting started

Thank you for choosing Infinix smartphone. We hope this product will bring you a refreshing new experience.

Features and parts

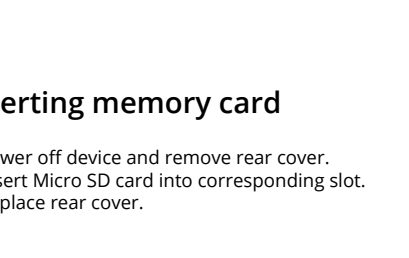


Note:The phone can be restarted by holding the power button for 10 seconds.

i

Inserting SIM card

1. Power off device and remove rear cover.
2. Insert SIM card into the corresponding slot.
3. Replace rear cover.



Inserting memory card

1. Power off device and remove rear cover.
2. Insert Micro SD card into corresponding slot.
3. Replace rear cover.

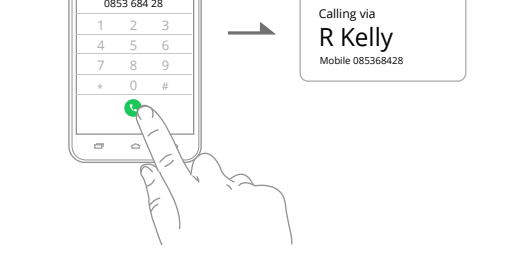
Note: Use only compatible memory cards with the device. Incompatible memory cards may damage the card or the device and corrupt stored data.

ii

Charging the phone

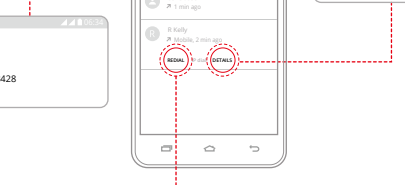
You can charge your device via a charger or by connecting it to the computer via USB cable (comes with phone).

Note: Only use compatible charger; do not remove onboard battery. The phone can be restarted by holding the power button for 10 seconds.



Making a call

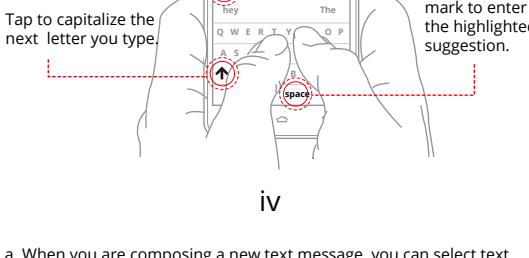
On home screen, tap and dial complete phone number to make call.



iii

Call log

In call log, you can make a call, add new contact or send a message.



iv

- When you are composing a new text message, you can select text for cutting or copying. The selected text is highlighted in blue.
 - Tap and hold the text field or portion that contains text.
 - You can select all texts, copy, cut or paste.
- When a new message is received, you can read it by opening the notification panel and clicking the message, or entering Messaging to read it directly.

Specific absorption rate (SAR) certification information

THIS DEVICE MEETS INTERNATIONAL GUIDELINES FOR EXPOSURE TO RADIO WAVES

Your mobile device is a radio transmitter and receiver. It is designed not to exceed the limits for exposure to radio waves (radio frequency electromagnetic fields) recommended by international guidelines. The guidelines were developed by an independent scientific organization (ICNIRP) and include a substantial safety margin designed to assure the safety of all persons, regardless of age and health.

The radio wave exposure guidelines use a unit of measurement known as the Specific Absorption Rate, or SAR. The SAR limit for mobile devices is 2.0 W/kg. Tests for SAR are conducted using standard operating positions with the device transmitting at its highest certified power level in all tested frequency bands. The highest SAR values under the ICNIRP guidelines for this device model are:

Maximum SAR for this model and conditions under which it was recorded	
Head	0.185 W/kg
Body	0.189 W/kg

During use, the actual SAR values for this device are usually well below the values stated above. This is because, for purposes of system efficiency and to minimize interference on the network, the operating power of your mobile device is automatically decreased when full power is not needed for the call. The lower the power output of the device, the lower its SAR value.

A body-worn SAR test has been performed on this device at a separation distance of 1.5 cm. To meet RF exposure guidelines during body-worn operation, the device must be positioned at least 1.5 cm away from the body.

Organizations such as the World Health Organization and the US Food and Drug Administration have suggested that if people are concerned and want to reduce their exposure, they could use a hands-free accessory to keep the wireless device away from the head and body during use, or reduce the amount of time spent using the device. For more information, visit www.infinixmobility.com and search for your device with the model number.

v

Declaration of conformity

We, INFINIXMOBILITY LIMITED

declare under our sole responsibility that the product GSM/WCDMA BT/Wi-Fi GPS Mobile Phone: X551 to which this declaration relates, is in conformity with the following standards and/or other normative documents.

SAFETY EN 60950-1:2006 + A11:2009+A1:2010+A12:2011+A2: 2013

Health EN 50360 :2001+AC :2006+A1 :2012;EN 62209-1:2006; EN 62311 :2008; EN 62479:2010;EN 62209-2:2010;

EMC EN 301 489-1 V1.9.2; EN 301 489-3 V1.4.1; EN 301 489-7 V1.3.1; EN 301 489-17 V2.2.1; EN 301 489-24 V1.5.1

RADIO EN 301 511 V9.0.2;EN 300 440-1 V1.6.1; EN 300 328 V1.7.1;EN 300 440-2 V1.4.1; EN 301 908-1 V6.2.1;EN 301 908-2 V6.2.1;


We hereby declare that [all essential radio test suites have been carried out and that] the above named product is in conformity to all the essential requirements of Directive 1999/5/EC.

The conformity assessment procedure referred to in Article 10 and detailed in Annex [IV] of Directive 1999/5/EC has been followed with the involvement of the following Notified Body(ies):

Intertek, Oakdale, MN 55128, USA.

Identification mark: 0979

The technical documentation kept at: Intertek Testing Services NA, Inc.



which will be made available upon request. Intertek Testing Services NA, Inc. www.intertek.com

* It is not the address of Infinix Service Centre. For the address or the phone number of Infinix Service Centre, see the warranty card or contact the retailer where you purchased your product.

vi