

ARCHOS Sense 55^S

Quick start guide

Guide de démarrage rapide - Schnellstartanleitung
- Guía de inicio rápido - Guida rapida - Snelstartgids
- Guia rápido - Инструкция по началу работы -
Skrócona instrukcja obsługi - Короткий посібник -
Rychlý návod - Príručka pre rýchly štart

EN

Help & assistance



twitter.com/archos



www.facebook.com/archos



<https://blog.archos.com/>



<http://faq.archos.com/>



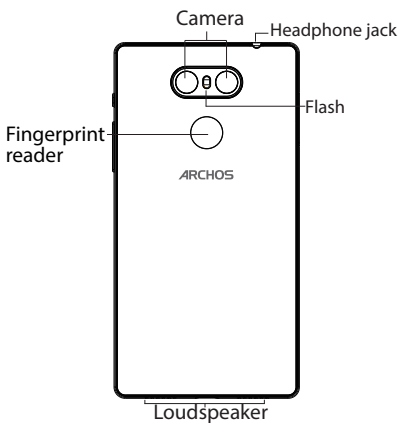
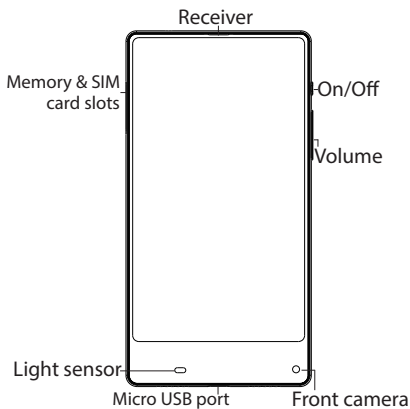
www.archos.com, click Support > After-sales support



www.archos.com, click Support > Downloads > Declaration of conformity

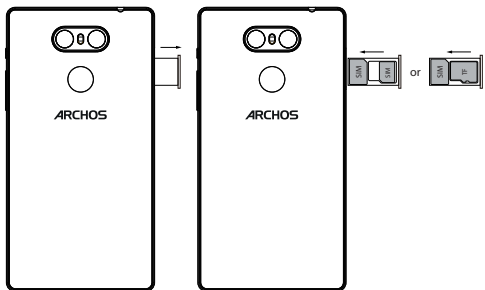
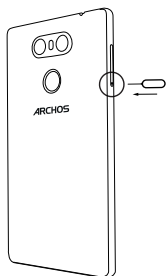
Describing your device

EN



Getting started

When inserting your SIM card or micro-SD card, make sure to follow the illustration, otherwise you may damage the slot or the card.



4G/3G/2G	SIM 1
4G/3G/2G	SIM 2
Micro-SD card	3

Contactez-nous

FR



twitter.com/archos



www.facebook.com/archos



<https://blog.archos.com/>



<http://faq.archos.com/>

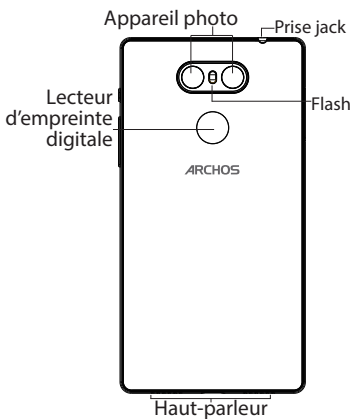
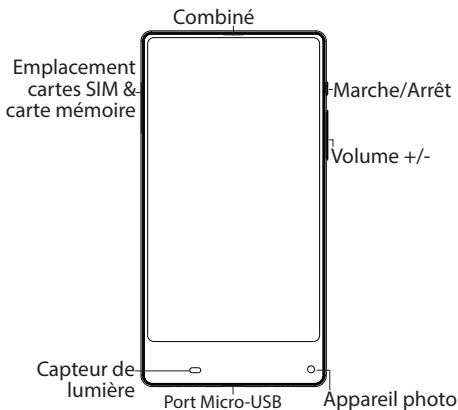


www.archos.com, click Support > After-sales support



www.archos.com, cliquez Support > Téléchargements > Déclaration de conformité

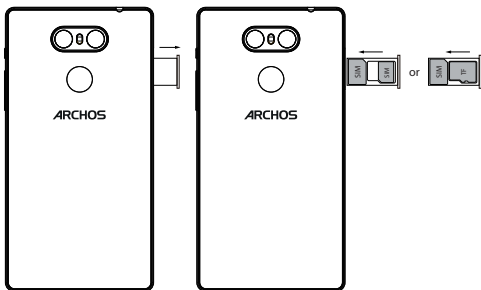
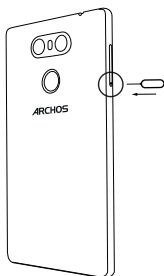
Description de l'appareil



Démarrage

FR

Lorsque vous insérez une carte SIM ou une carte micro-SD, conformez-vous au schéma pour ne pas endommager la carte ou l'emplacement.



4G/3G/2G	SIM 1
4G/3G/2G	SIM 2
Micro-SD card	3

DE

Willkommen



twitter.com/archos



www.facebook.com/archos

Blog

<https://blog.archos.com/>



<http://faq.archos.com/>



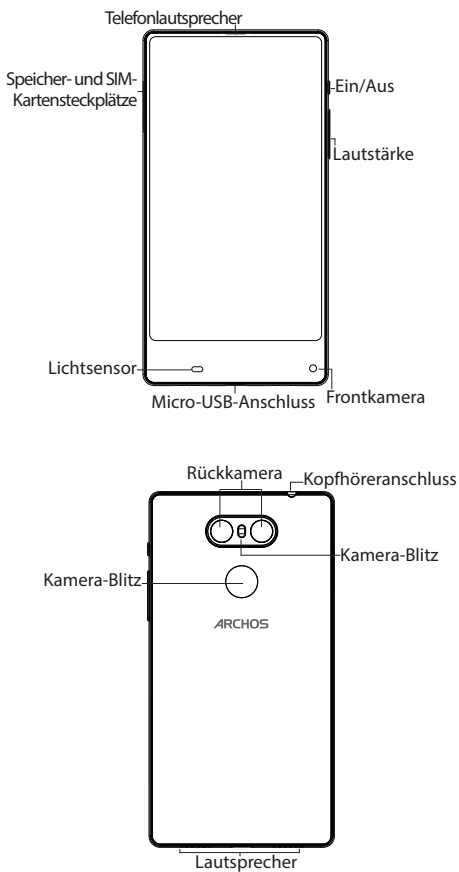
www.archos.com, klicken Sie auf Support > After-Sales-Support



www.archos.com, klicken Sie auf Support > Downloads > Konformitätserklärung

Beschreibung des Geräts

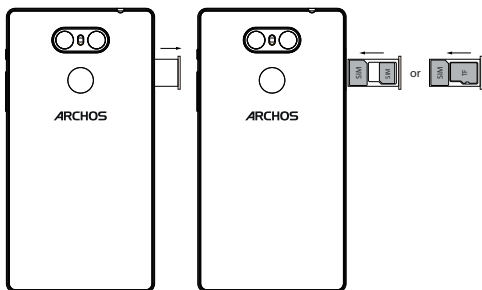
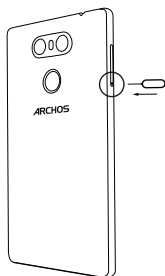
DE



DE

Starten

Beachten Sie beim Einführen der SIM-Karte oder micro-SD-Karte unbedingt die Illustration, der Steckplatz oder die Karte könnten sonst beschädigt werden.



4G/3G/2G	SIM 1
4G/3G/2G	SIM 2
Micro-SD card	3

Nuestra comunidad

ES



twitter.com/archos



www.facebook.com/archos

Blog <https://blog.archos.com/>



<http://faq.archos.com/>



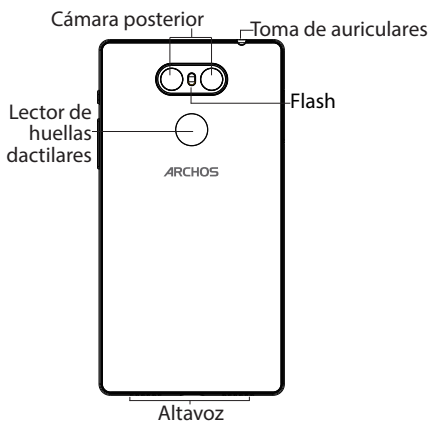
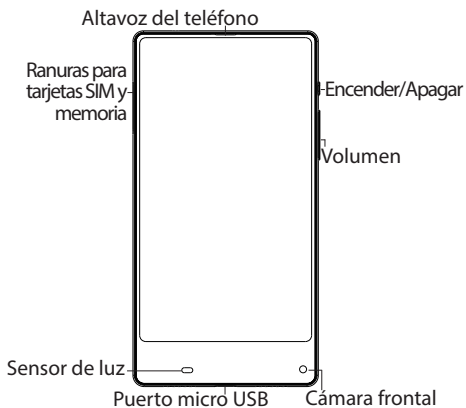
www.archos.com, haga clic en Support (Asistencia) > After-sales support (Asistencia posventa)



www.archos.com, haga clic en Support (Asistencia) > Downloads (Descargas) > Declaration of conformity (Declaración de conformidad)

ES

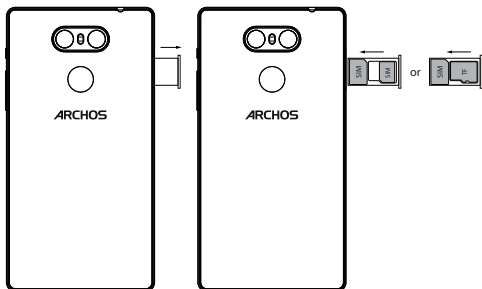
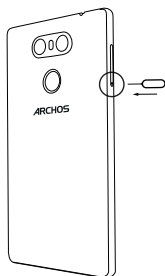
Descripción de su dispositivo



Primeros pasos

ES

Al insertar una tarjeta SIM o una tarjeta micro SD, asegúrese de hacerlo conforme a la ilustración, de lo contrario podría dañar la ranura o la tarjeta.



4G/3G/2G	SIM 1
4G/3G/2G	SIM 2
Micro-SD card	3



twitter.com/archos



www.facebook.com/archos

Blog

<https://blog.archos.com/>



<http://faq.archos.com/>



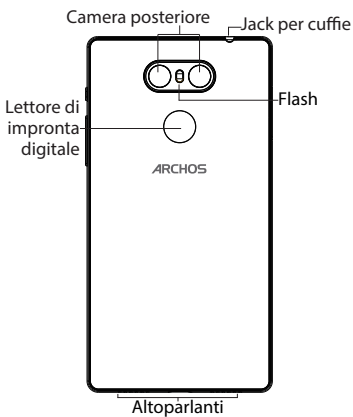
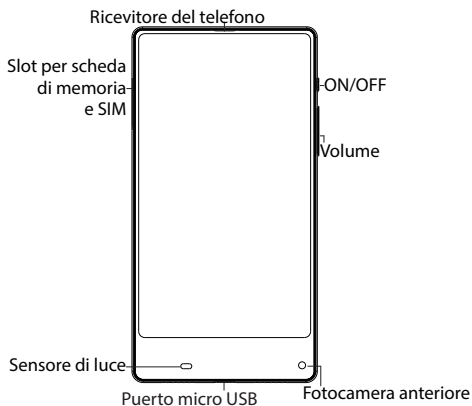
www.archos.com, fai clic su Assistenza >
Supporto post vendita



www.archos.com, fai clic Assistenza
> Download > Dichiarazione di
conformità

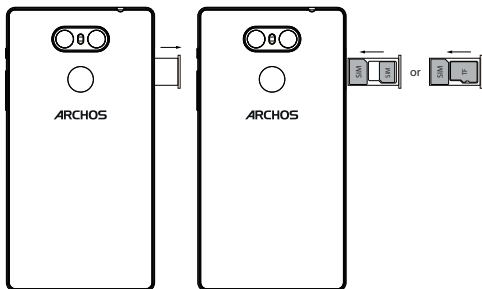
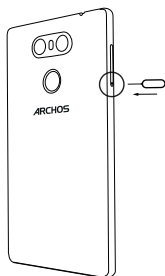
Descrizione de su dispositivo

IT



Primeros pasos

Al insertar una tarjeta SIM o una tarjeta micro SD, asegúrese de hacerlo conforme a la ilustración, de lo contrario podría dañar la ranura o la tarjeta.



4G/3G/2G	SIM 1
4G/3G/2G	SIM 2
16 Micro-SD card	3

Kom erbij!

NL



twitter.com/archos



www.facebook.com/archos

Blog

<https://blog.archos.com/>



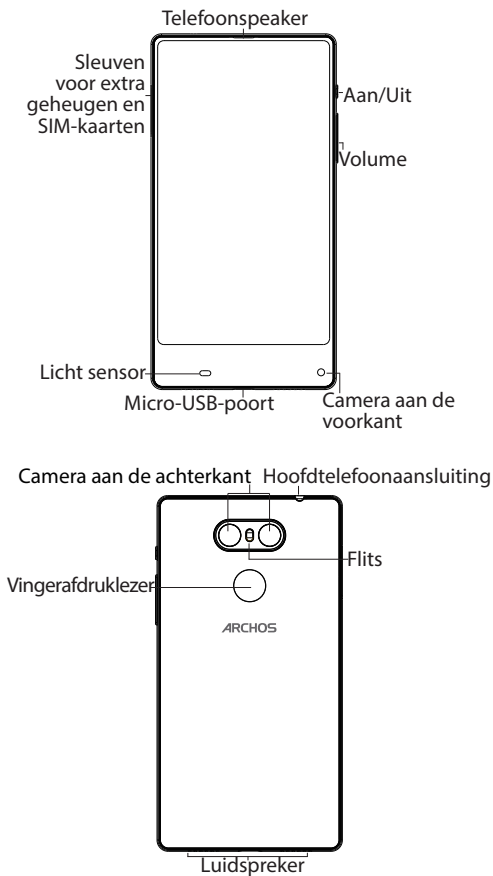
<http://faq.archos.com/>



www.archos.com, klik op Support >
After-sales support



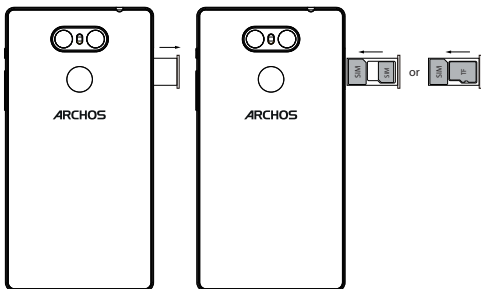
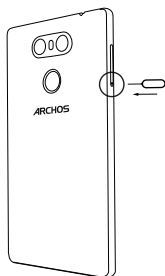
www.archos.com, click Support >
Downloads > Declaration of conformity
[Conformiteitsverklaring]



Montage

NL

Kijk tijdens het plaatsen van een SIM-kaart of micro-SD-kaart goed naar de afbeelding. Anders beschadigt u mogelijk de sleuf of de kaart.



4G/3G/2G	SIM 1
4G/3G/2G	SIM 2
Micro-SD card	3

PT

Junte-se a nós



twitter.com/archos



www.facebook.com/archos



<https://blog.archos.com/>



<http://faq.archos.com/>



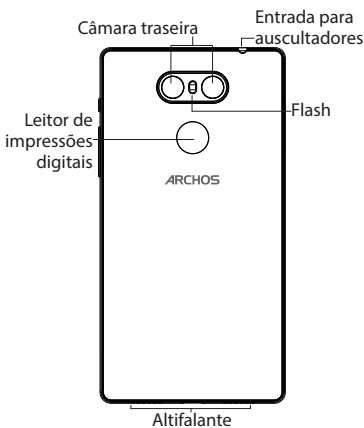
www.archos.com, clique em Suporte > Suporte pós-venda



www.archos.com, clique em Suporte > Transferências > Declaração de conformidade

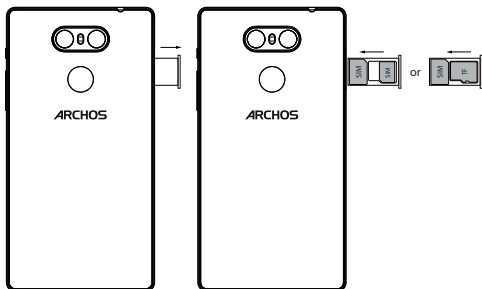
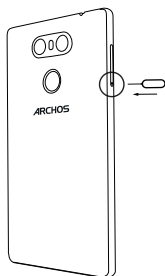
Descrição do seu dispositivo

PT



Montagem

Quando inserir um cartão SIM ou um cartão micro-SD, certifique-se de que segue a ilustração, senão poderá danificar a ranhura ou o cartão.



4G/3G/2G	SIM 1
4G/3G/2G	SIM 2
Micro-SD card	3

Присоединяйтесь к нам!


RU


 twitter.com/archos

 www.facebook.com/archos

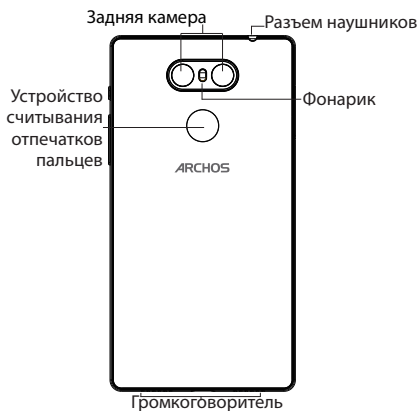
 <https://blog.archos.com/>

 <http://faq.archos.com/>

 на странице www.archos.com
выберите меню Поддержка >
Послепродажная поддержка
на странице www.archos.com

 выберите меню Поддержка > Загрузки
> Декларация соответствия

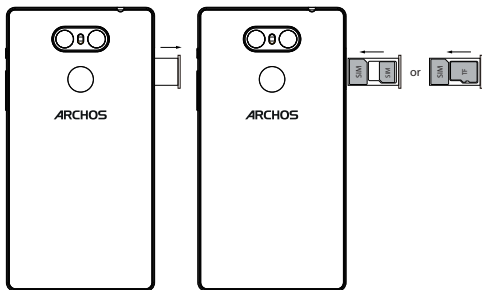
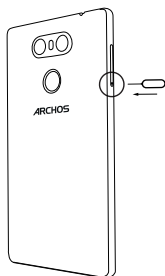
Описание устройства



Сборка

RU

При установке SIM-карты или карты micro-SD следует точно сверять свои действия с изображением, в противном случае можно повредить гнездо или карту.



4G/3G/2G	SIM 1
4G/3G/2G	SIM 2
25 Micro-SD card	3

PL

Dołącz do nas



twitter.com/archos



www.facebook.com/archos



<https://blog.archos.com/>



<http://faq.archos.com/>



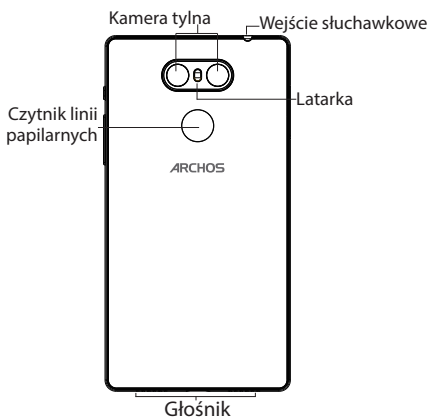
www.archos.com, kliknij Support > After-sales support



www.archos.com, kliknij Support > Downloads > Declaration of conformity

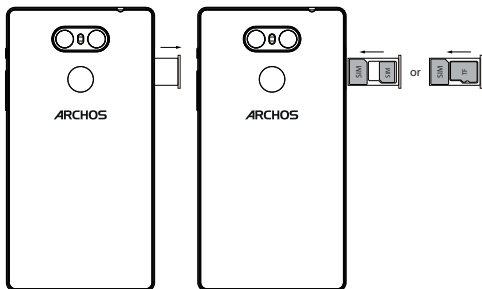
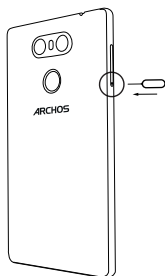
Opis urządzenia

PL



Montaż

Kartę SIM i kartę micro-SD należy wkładać dokładnie tak, jak jest pokazane na ilustracji, aby nie uszkodzić gniazda ani karty.



4G/3G/2G	SIM 1
4G/3G/2G	SIM 2
28 Micro-SD card	3

Üdvözljük körünkben!

HU



twitter.com/archos



www.facebook.com/archos



<https://blog.archos.com/>



<http://faq.archos.com/>

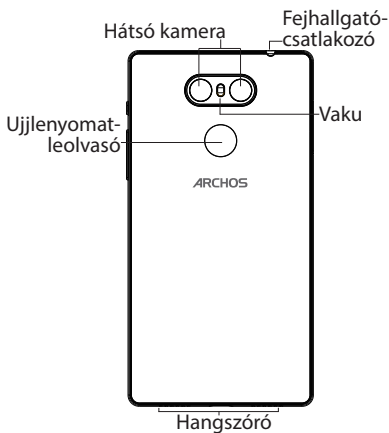
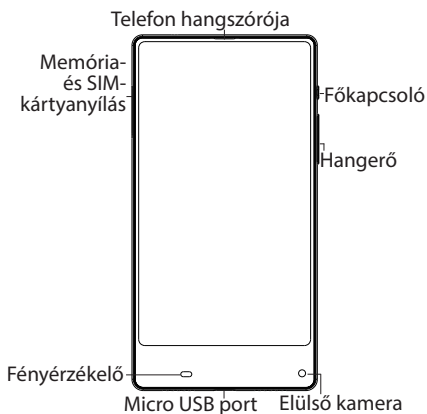


www.archos.com, kattintson a
Támogatás > Szerviz támogatás
menüpontra



www.archos.com, kattintson a
Támogatás > Letöltések > Megfelelőségi
nyilatkozat menüpontra

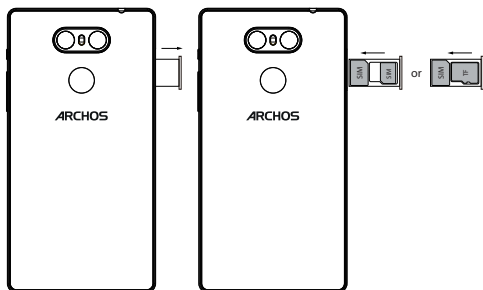
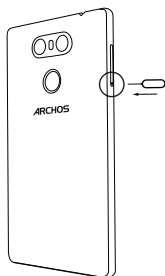
A készülék leírása



Összeszerelés

HU

A SIM kártyát és a micro SD-kártyát feltétlenül az ábrán látható módon helyezze be, ellenkező esetben megsérülhet a nyílás vagy a kártya.



4G/3G/2G	SIM 1
4G/3G/2G	SIM 2
31 Micro-SD card	3

UA

Допомога та підтримка



twitter.com/archos



www.facebook.com/archosukraine

Blog

<https://blog.archos.com/>



<http://faq.archos.com/>



www.archos.com/ua, оберіть Підтримка



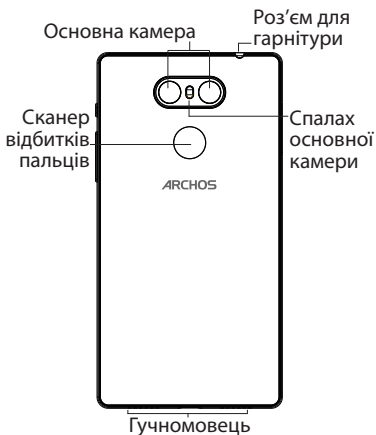
www.archos.com, оберіть Підтримка



> Завантаження > Декларація про відповідність

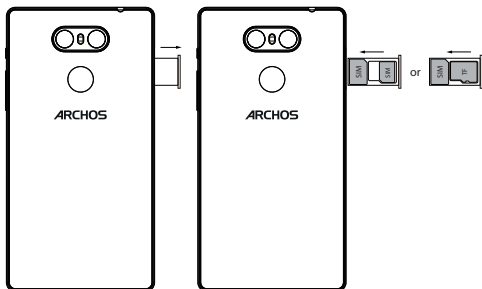
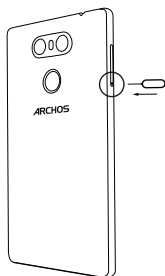
Опис пристрою

UA



Збирання пристрою

При установці вашої SIM-карти або micro-SD карти, переконайтеся, що ви слідували ілюстрації, в іншому випадку ви можете пошкодити слот або карту.



4G/3G/2G	SIM 1
4G/3G/2G	SIM 2
Micro-SD card	3

Návod k použití

CZ



twitter.com/archos



www.facebook.com/archos



<https://blog.archos.com/>



<http://faq.archos.com/>

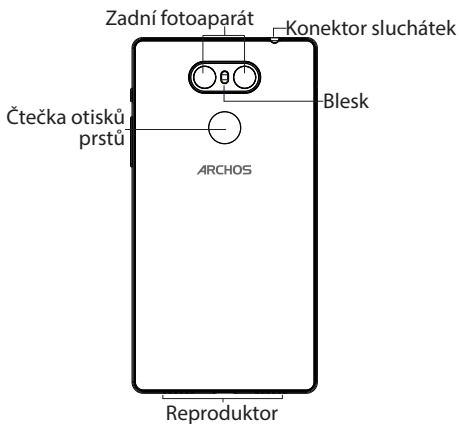
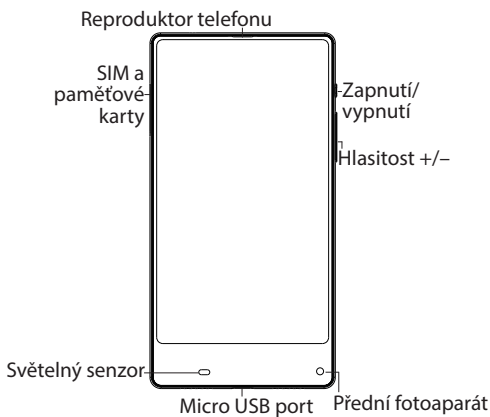


www.archos.com, klikněte na možnost
Podpora > Poprodejní podpora



www.archos.com, klikněte na možnost
Podpora > Ke stažení > Prohlášení o
shodě

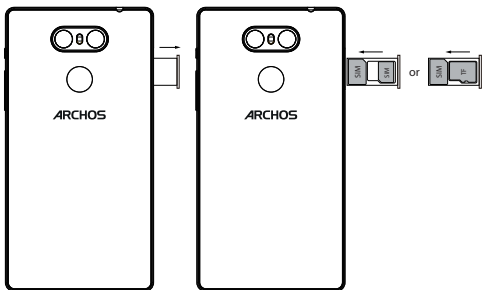
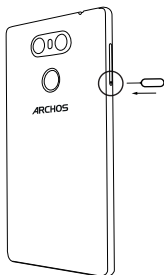
Popis zařízení



Sestavení

CZ

Při vkládání SIM karty nebo Micro SD karty se řiďte obrázkem, jinak by mohlo dojít k poškození slotu či karty.



	4G/3G/2G	SIM 1
	4G/3G/2G	SIM 2
37	Micro-SD card	3

SK

Pomoc a podpora



twitter.com/archos



www.facebook.com/archos



<https://blog.archos.com/>



<http://faq.archos.com/>



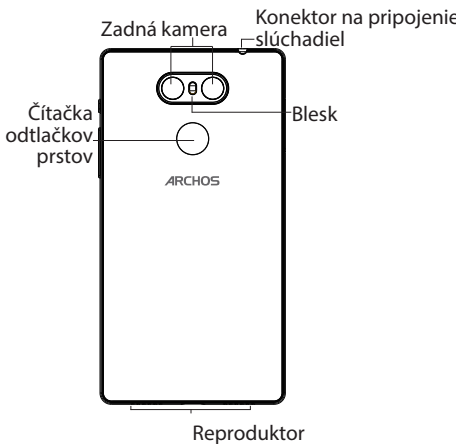
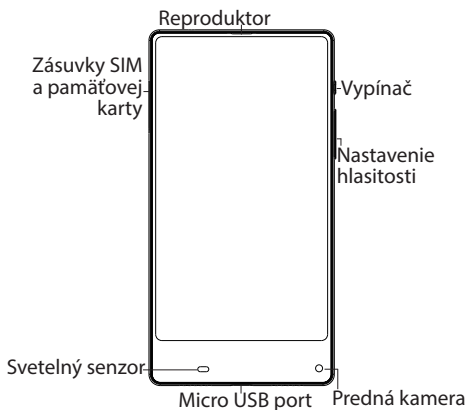
www.archos.com, kliknite na položku
Podpora > Popredajná podpora



www.archos.com, kliknite na položku
Podpora > Súbory na prevzatie >
Prehlásenie o zhode

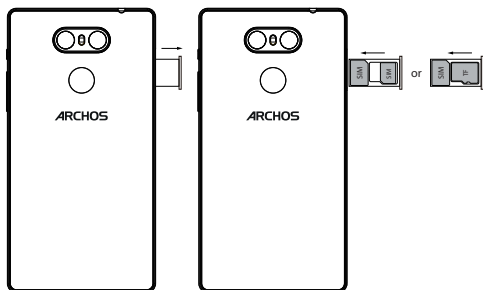
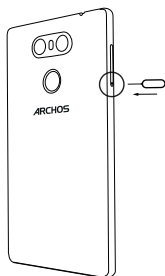
Popis zariadenia

SK



Zloženie

Pri vkladaní SIM karty alebo microSD karty postupujte podľa ilustrácie. Inak môžete poškodiť zásuvku alebo kartu.



4G/3G/2G	SIM 1
4G/3G/2G	SIM 2
40 Micro-SD card	3

National restrictions

This device is intended for home and office use in all EU countries (and other countries following the EU directive 1999/5/EC) without any limitation except for the countries mentioned below:

Country	Restriction	Reason/remark
Bulgaria	None	General authorization required for outdoor use and public service
France	Outdoor use limited to 10 mW e.i.r.p. within the band 2454-2483.5 MHz	Military Radiolocation use. Refarming of the 2.4 GHz band has been ongoing in recent years to allow current relaxed regulation. Full implementation planned 2012
Italy	None	If used outside of own premises, general authorization is required.
Luxembourg	None	General authorization required for network and service supply (not for spectrum)
Norway	Implemented	This subsection does not apply for the geographical area within a radius of 20 km from the centre of Ny-Alesund
Russian Federation	None	Only for indoor applications

Note: Frequencies 2454-2483.5MHZ are restricted to indoor use in France.

SAR

After the laboratory measurements, the SAR values for this mobile are:

- Head Max:0.175W/Kg (10g)

- Body Max:0.597W/Kg (10g)

Archos company (Contact address : ARCHOS SA 12 Rue Ampère 91430 Igny France) declares that this smartphone ARCHOS Sense 55 S is in compliance with the essential requirements and other relevant provisions of Directive 2014/53/EU:

<https://www.archos.com/products/conformity.html>

Par la présente, ARCHOS (adresse de contact : ARCHOS SA 12 Rue Ampère 91430 Igny France) déclare que le smartphone ARCHOS Sense 55 S est conforme aux exigences essentielles et aux autres dispositions pertinentes de la directive 2014/53/EU.

La déclaration de conformité peut être consultée sur le site :

<https://www.archos.com/products/conformity.html>



WMAN		
Frequency band	Maximum output power	
GSM B2/B3	28~ 32dBm	
GSM B5/B8	29~ 34dBm	
UMTS B1/B8	20~ 24dBm	
FDD LTE B1/B3/B7/B20	21~ 25dBm	
WLAN		
Standard	Frequency	Avg. Power (dBm)
802.11b	2.4~ 2.4835GHz	8.93~9.13dBm
802.11g	2.4~ 2.4835GHz	8.42~9.48dBm
802.11n(20)	2.4~ 2.4835GHz	9.16~9.54dBm
802.11n(40)	2.4~ 2.4835GHz	8.78~9.41dBm
Bluetooth		
Bluetooth Version	Frequency Range	Avg. Power (dBm)
EDR	2.4~ 2.48GHz	4.97~6.87dBm
BLE	2.4~ 2.48GHz	5.81~6.84dBm